

### KEY FEATURES

- Integrated lighting results in clean design as a stand-alone fixture or in conjunction with SoundPly® Cella baffles or Lino Planks
- Patented SPCore™ acoustic technology delivers industry's highest sound absorption—measurably better than felt, foam, or fabric
- The beauty of wood in more than 715 species/slice/grade combinations
- Smooth dimming down to minimum 1% (0-10v)
- Simple to install suspension and mounting hardware



### SPECIFICATIONS

#### ACOUSTICS

With SoundPly surface treatment:

RF Core - 0.90 NRC

LR Core - 0.80 NRC

ASTM C423, F6 Direct Mount

#### MATERIAL

Core consists of RF fiberglass core LR

mineral wool Recycled content:

30% Post-consumer (RF)

21% Pre-consumer recycled (LR)

Surface consists of thermally fused layers of fiberglass reinforced polymer and/or MDF

#### FINISH

Real Wood veneer, species as selected

Painted MDF finish, color as selected

#### OPTICS

**Direct:** Diffuse

**Indirect:** Batwing

90 CRI

#### ELECTRICAL

**Voltage** - (120/277V) Universal

1% Dimming, 0-10V

#### LUMINAIRE

Reflectors fabricated of 22 Ga. steel

Matte white powder coat finish

Extruded acrylic lens 0.05 in. thick

with frosted finish

Up to 10 ft. continuous

#### MOUNTING

Pendant, suspended by aircraft cable

#### FIRE RATING

Class A, ASTM E84

#### ENVIRONMENTAL

For use up to 25 °C ambient

25%-55% relative humidity

Dry locations only

#### LEED

1. MR Recycled Content
2. MR Material Ingredients
3. EA Optimized Energy Performance
4. EQ Enhanced Acoustical Performance
5. EQ Interior Lighting
6. EQ Daylight
7. EQ Low Emitting Materials (RF core)

#### MAINTENANCE

Baffle Housing - see *SoundPly*

*Maintenance Instructions*

Luminaire - see *Lit Baffle*

*Maintenance Instructions*

#### WARRANTY

1-Year Housing

5-Year Luminaire

#### UL LISTING

Luminaires, UL1598




# LIT BAFFLE

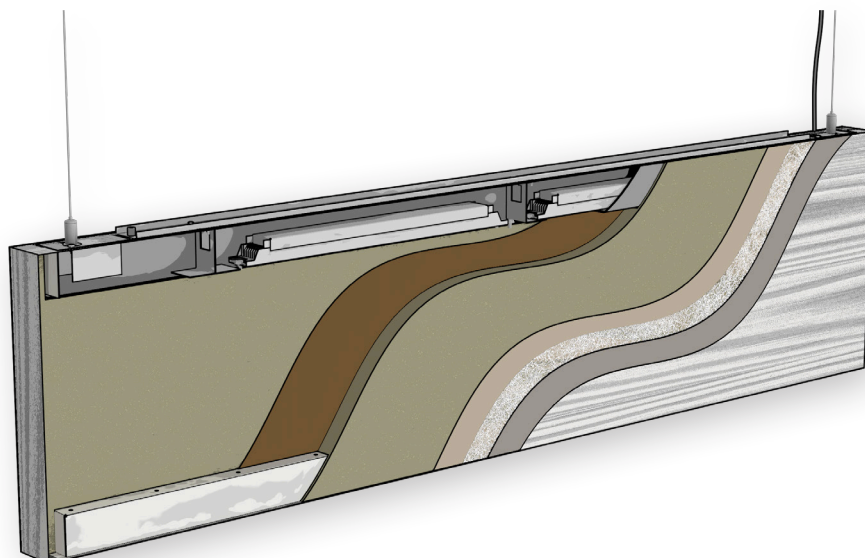
## DIMENSIONS

### STANDARD SIZES

Actual sizing shown, though dimensions may be referenced to as nominal heights.



### CUTAWAY



Using the checkbox, indicate your selection and include this page with the specification documents. To specify a wood species or finish not shown in the gallery, please contact a salesperson for specific details to include in the **Finish Details** section on page 4.

## WOOD SPECIES



**ANEGRE**  
QUARTER SLICE




**BURMESE TEAK**  
PLAIN SLICE



**DOUGLAS FIR**  
QUARTER SLICE




**EUROPEAN BEECH**  
QUARTER SLICE




**MAKORE**  
PLAIN SLICE




**MAPLE**  
PLAIN SLICE



**SMOKED EUCALYPTUS**  
QUARTER SLICE




**WALNUT**  
PLAIN SLICE




**WENGE**  
QUARTER SLICE



**WHITE ASH**  
QUARTER SLICE



**WHITE OAK**  
RIFT SLICE




**715+ ADDITIONAL WOOD SPECIES/Slice/Grade combinations in stock**

## SPECIALTY FINISHES



**ARCTIC OAK**



**CIDER RIFT OAK**



**IRON RIFT OAK**



**SADDLE OAK**




**SAWCUT OAK,  
NATURAL**




**SAWCUT OAK,  
WASHED**




**SURLY OAK**



**VINTAGE OAK**



**ARCTIC WHITE**



**BLACKOUT ASH**



**CUSTOM PAINT COLORS  
AVAILABLE**



**CUSTOM STAINS & SHEENS  
AVAILABLE**

### CUSTOM WOOD SPECIES / SPECIALTY FINISH

To specify a wood species or finish not shown in the gallery, please contact a salesperson for specific details to include in the previous section.

# LIT BAFFLE

# PART NUMBER SPECIFICATION

For each listed item, make one selection and enter it in the corresponding box. Some choices may affect cost, lead time, or other factors.

BA	-			3	2				-							-				-					
		1	2	3	4	5				6	7		8	9		10		11		12		13			

## FIXTURE DETAILS

### 1 SURFACE TREATMENT

- S** SOUNDPLY (MICRO-PERFORATED)  
**A** AEROPLY (NOT PERFORATED)

### 2 ACOUSTIC CORE

Acoustic performance valid with SoundPly surface treatment. Default core for AeroPly is LR.

- L** LR SERIES (0.80 NRC)  
**R** RF SERIES (0.90 NRC)

### 3 THICKNESS

**32** 2"

### 4 HEIGHT Dimensions may be referenced to as nominal heights.

- 06** 5.75"      **08** 7.75"      **12** 11.75"  
**24** 23.75"      **XX** CUSTOM (BETWEEN 6" - 24")

### 5 LENGTH

- 048** 48"      **072** 72"      **096** 96"      **121** 121"

### CONTRACTOR'S SIGNATURE

## LIGHTING DETAILS

### 6 DIRECT LIGHT - ENGINE

- D000** NONE      **D300** 300 LM/FT      **D400** 400 LM/FT  
**D500** 500 LM/FT      **D650** 650 LM/FT      **D800** 800 LM/FT

### 7 DIRECT LIGHT - OPTICS

- RL** REGRESS LENS (STANDARD)      **00** NONE

### 8 INDIRECT LIGHT - ENGINE

- U000** NONE      **U375** 375 LM/FT      **U500** 500 LM/FT  
**U625** 625 LM/FT      **U800** 800 LM/FT      **U950** 950 LM/FT

### 9 INDIRECT LIGHT - OPTICS

- BW** BATWING      **00** NONE

### 10 COLOR TEMPERATURE

- 830** 3000K, 80 CRI      **835** 3500K, 80 CRI      **840** 4000K, 80 CRI  
**930** 3000K, 90 CRI      **935** 3500K, 90 CRI

### 11 CIRCUITING

- 1C** SINGLE CIRCUIT      **2C** DOUBLE CIRCUIT

### 12 CORD LENGTH

- 24** 24"      **48** 48"      **96** 96"

### 13 CORD TYPE

- ST** STANDARD      **PL** PLUG



A DIVISION OF NAVY ISLAND, INC.  
 275 MARIE AVE. E, ST. PAUL, MN 55118  
 651.451.4454 | RENSAALIGHT.COM

The information in this document is subject to change without notice. Navy Island assumes no responsibility for any errors that may inadvertently appear within this document.

4/4  
 CS-2210E1